



TTK CALENDAR FOR FAMILIES


2025-2026

COUNTDOWN CALENDAR





AUGUST 2025





SUN	MON	TUE	WED	THU	FRI	SAT
					1	2
3	4	5	6	7	8	9
10	11	12	13	<div>First day of School</div> <div>14</div> <div></div>	15	16
17	18	19	20	21	22	23
24/31	25	26	27	28	29	30




START PRE-K IN THE BEST WAY!

- 1.TALK, READ and SING! Enjoy time together sharing in the NEW school experience.
2. Create excitement and share enthusiasm with your child about starting school!
3. Follow a consistent daily routine with your child to help remember hygiene habits and chores (brush teeth, eat breakfast, make bed, prepare school supplies and clothes the night before bedtime).
4. Ask open-ended questions about their school experiences and wait for responses! Look at them at eye level. Acknowledge and validate their feelings and enjoy your time together.







Suggested reading for the month: **"The Little Engine That Could"** / **"Waiting is Not Easy"** / **"Llama Llama Misses Mama"**.





SEPTEMBER 2025



SUN	MON	TUE	WED	THU	FRI	SAT
	 ¹	2	3	4	5	6
 ⁷	8	9	10	11	12	13
14	15	16	17	18	19	20
21	 ²²	23	24	25	26	27
28	29	30				

FAMILY TIME IS LEARNING FUN!


1. LISTEN and learn! Tweak those ears and develop listening skills by playing listening games with sounds from your phone to identify environmental sounds (ocean, lawnmower, dog barking...) Be Tricky to add to the FUN.
2. Letter recognition: The initial letter of a child's name is meaningful to them. Encourage them to identify their initials while you drive in your neighborhood. Invite them to draw letters in the air, use chalk or play dough, or shaving cream on the bathroom mirror! Make it fun to recognize other letters too!
3. Count everything with your child: fruits, vegetables, cars, candy, socks, toys, flowers. Tap with your finger for one-to-one correspondence.

Suggested reading for the month: **"Eating the Alphabet"** / **"The Cheerios Counting Book"** / **"Polar Bear What Do You Hear?"**



OCTOBER 2025

SUN	MON	TUE	WED	THU	FRI	SAT
			1	2 Teacher Planning Day	3	4
5	6	7	8	9	10	11
12	13	14	15	16	17	18
19	20	21	22	23	24	25
26	27	28	29	30	31 Happy Halloween	



READING IS FUN... LEARN A TON!

1. Check out these Reading resources:

[Click Here](#) for The Children's Trust Book Club

[Click Here](#) to apply for Library Card

Cozy up and read silly stories with your child.
Choose books based on your child's interests.

Play rhyming games.

Ask questions you don't know the answers to.

Talk about the illustrations... ask "what do you think is going to happen next?"

2. Use positional words: "We 're Going on A Bear Hunt"
(read the book and recreate the story together using words such as: "over," "under," "through."



3. Engage in picture "walk-talks by having your child "read" the picture and "talk" about what they see!

Suggested reading for the month: **"Down by the Bay" / "There Was an Old Lady Who Swallowed a Bat" / "Silly Sally".**





NOVEMBER 2025

SUN	MON	TUE	WED	THU	FRI	SAT
						1
2	3 Teacher Planning Day	4	5	6	7	8
9	10	11 	12	13	14	15
16	17	18	19	20	21	22
23/30	24 Recess Day	25 Recess Day	26 Recess Day	27  THANKSGIVING	28 Recess Day	29

GOBBLE, GOBBLE AND GROWING!

1. Cook with your child. Practice following 2-3 step directions, "please go get the wooden spoon, then pour the mix in the bowl, then stir the mix."
2. Go on a nature walk and collect various leaves, rocks, acorns, and sticks, etc. and create repetitive art patterns. Look for shapes and patterns in the clouds.
3. Help your child take responsibility: clean up mess, pick their own snacks, clothes, and PJ's. Let them dress independently and complete house chores. This helps to build self-esteem. Praise them specifically for these admirable moments.

Suggested reading for the month: "**Chicka, Chicka Boom Boom**" / "**'Twas The Night Before Thanksgiving**" / "**Pattern Bugs**"



DECEMBER 2025



SUN	MON	TUE	WED	THU	FRI	SAT
30	1	2	3	4	5	6
7	8	9	10	11	12	13
14	15	16	17	18	19	20 Winter Solstice
21	22 Recess Day	23 Recess Day	24 Recess Day	25 Recess Day	26 Recess Day	27
28	29 Recess Day	30 Recess Day	31 Recess Day			



HAPPY HOLIDAY HAPPENINGS!

1. Create holiday cards for family, teacher, and friends. Have children write their messages and support them by writing their messages as they dictate to you.
2. Dance with your child using scarves and capes. Include musical instruments (real or craft created like beans /seeds in a water bottle). Move your bodies to speed and use words like fast, faster, slow, slower, loud, soft, above, below. Silly songs are the best!
3. Surf the web and look for community events, family activities, and holiday shows to attend. Learn about the different programs at your local library and community parks:
[Click Here](#) For Miami Dade Public Library System Events
[Click Here](#) for Miami Dade Parks and Recreation



Suggested reading for the month:
"Mooseltoe" / "The Very Hungry Caterpillar" / "Rooster's Off To See The World"



JANUARY 2026

SUN	MON	TUE	WED	THU	FRI	SAT
				1 HAPPY new YEAR	2 Recess Day	3
4	5	6	7	8	9	10
11	12	13	14	15	16 Teacher Planning Day	17
18	19 MLK -DAY-	20	21	22	23	24
25	26	27	28	29	30	31

PLAYING AND PRETENDING


1. Role Play with your child. Pretend play you are a customer at a beauty salon, store, restaurant and provide materials, menus, flyers, stuffed animals, and dress up clothes to help your child express themselves. Use vocabulary that is familiar and new to encourage the use of new words.

2. Use nursery rhymes, fingerplays, songs and poetry to help learn and distinguish sounds, understand, and create rhymes, and learn new words.

3. Create an obstacle course to move physically and help identify various shapes. Help your child learn to follow FUN directions: "Step 'over' the large circle and hop 'around' the rectangular box, jump 'on' the triangle."

4. [Click Here](#) to find your neighborhood M-DCPS Kindergarten

Suggested reading for the month: **"Mouse Shapes" / "Fox in Socks" / "The Word Collector"**



FEBRUARY 2026



SUN	MON	TUE	WED	THU	FRI	SAT
1	 2	3	4	5	6	7
8	9	10	11	12	13	14 
15	 16	 17	18	19	20	21
22	23	24	25	26	27	28

LOVE AND LETTERS!

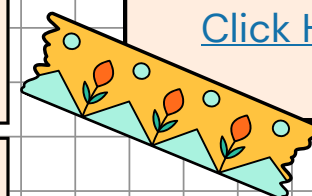


1. Go on a letter hunt! Identify letters at home in the pantry and household items. Discuss them, "Who else has that letter?" "S is for Sam and Soup"


2. February is a perfect month for LOVE notes! Provide writing materials, stationery, stickers, and opportunities to write messages. Your child can also help write shopping and "to do" lists and label items around the home for FUN! They can also send text messages to Grandma or Daddy.

3. Have a consistent location for drawing. Ask your child to tell you about their drawing and encourage them to write "in their own way" and "read it to you" when describing their drawing.

4. Participate at a MDCPS Transition to Kindergarten Parent Workshop at your child's learning center.
[Click Here](#) for information.



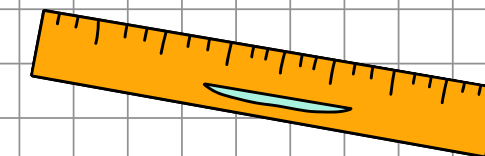
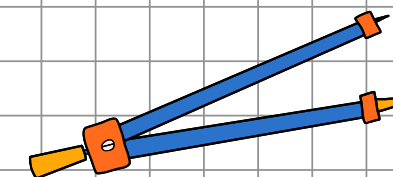
Suggested reading for the month:
"Cookies, Bite-Size Lessons" / "We're
Going on a Bear Hunt" / "The Giving Tree"





MARCH 2026

SUN	MON	TUE	WED	THU	FRI	SAT
1	2	3	4	5	6	7
8	9	10	11	12	13	14
15	16	17 Happy St. Patrick's Day	18	19	20 Teacher Planning Day	21 Second Day of SPRING
22	23 Recess Day	24 Recess Day	25 Recess Day	26 Recess Day	27 Recess Day	28
29	30	31				



ROCKS 'N' ENROLLS!


1. Let's talk size! Measure and record using nonstandard tools like paper clips, thumb prints, yarn, rope, "post its," utensils to measure objects and compare sizes. Practice counting skills and use words like tall, small, length, shorter, longer... Together create a graph of your data.

2. Categories and Classification! Go into the closet and order shoes, neckties, socks, hats, and handbags by color, size, type, etc. You can seriate by size too. Create crazy categories for FUN!



3. READ EVERY DAY! Choose books based on your child's interests. And let your child hold the book and turn the pages. Describe the feelings they feel about the story and discuss what happened in the beginning, middle and end. Create a new conclusion for the story. Have fun and be silly and EXCITED about reading... It's contagious!

4. IT'S TIME! Get enthusiastic about going to kindergarten! REGISTER for Kindergarten now! ENROLL EARLY!
[Click Here](#) for a list of M-DCPS schools and programs..

Suggested reading for the month:
"Thumbtacks, Earwax, Lipstick, Dipstick:
What Is a Compound Word?" / "Inch By
Inch"



APRIL 2026



SUN	MON	TUE	WED	THU	FRI	SAT
			1	2	3 Teacher Planning Day	4
Happy Easter 5	6	7	8	9	10	11
12	13	14	15	16	17	18
19	20	21	22 EARTH DAY	23	24	25
26	27	28	29	30		

SPRING SOUNDS AND SYLLABLES!


1. Compound Word Wandering! Wander around the house and find compound words. Use two blocks/Legos to represent the two words ex: bathtub, bookcase, dishwasher, cupcake, basketball. Ask: "what two words make this word?" Use two blocks by putting them together to show how a compound word is made of two words they know.

2. In the car, play "I SPY." Spy and say a word and count how many syllables are in that word. For example: restaurant (3), parking (2), cafeteria (5), store (1), market (2). Teach your child to count SYLLABLES by putting your hand under your chin and say the word and count how many times your jaw drops.

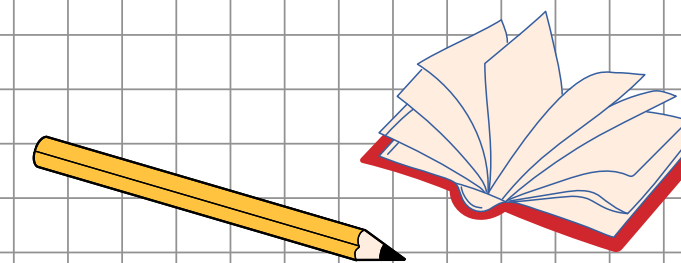
3. Schedule a family tour at a M-DCPS Kindergarten classroom! Be a chaperone at your child's Transition to Kindergarten Field Trip with their learning center!

4. Watch [Let's Go to Kindergarten](#) with your children! An interview with MDCPS Kindergarten students.

Suggested reading for the month: **"Dear Bear" / "Mouse Counts" / "Click, Clack, Moo, Cows That Type"**



MAY 2026



SUN	MON	TUE	WED	THU	FRI	SAT
					1	2
3	4 Teacher Appreciation Week	CINCO DE MAYO	6 Teacher Appreciation Week	7 Teacher Appreciation Week	8 Teacher Appreciation Week	9
10 HAPPY MOTHER'S DAY	11	12	13	14	15	16
17	18	19	20	21	22	23
24/31	25 MEMORIAL DAY	26	27	28	29	30


PROUD PROGRESS!



1. Kindergarten is almost here! Reinforce social and emotional skills by supporting your child 's autonomy. Praise your child for picking clothes, dressing independently, brushing teeth, doing errands and being responsible for toys and pets. This autonomy, self-esteem, independence, and responsibility will lead to success on their learning journey.

2. Onset-Rime Games for fun! Practice beginning and ending sounds of 1 syllable words (c-at/ b-at/ h-at/ m-at). Play together to recognize and discriminate familiar words, see spelling patterns, and identify meanings of words. This prepares, supports, and creates excitement for reading.




3. KEEP COUNTING! Count objects and take them away. Ask students: "How many do you have? Let's count! How many altogether? Where do you have more?"







Suggested reading for the month: **"Sheep in a Jeep" / "I Like Myself" / "I Am Truly" / "How Big is a Foot?"**




JUNE 2026



SUN	MON	TUE	WED	THU	FRI	SAT
	 1	 2	 3	 4	5	6
7	8	9	10	11	12	13
14	15	16	17	18	19	20
 21	22	23	24	25	26	27
28	29	30				

KINDERGARTEN, HERE I COME!

1. Summer is here and Kindergarten is near! [Click Here](#) to take advantage of the outstanding M-DCPS Family Summer Tool Kit. These activities will keep the kids learning and having fun this summer.
2. Transition to Kindergarten efforts are priceless! Keep children on track with their learning! TALK, READ and SING!
 - Talk about and share the excitement of going to another school and meeting a new teacher and friends.
 - Visit the new school prior to the first day of class to get acclimated to this wonderful change.
 - Discuss all the new and exciting things happening in kindergarten (new toys, new playground, new books, new friends)
3. CONFIRM you are registered for kindergarten before the summer...Now it's time to create excitement about starting Kindergarten!



M-DCPS Transition to Kindergarten
Ambassadors Program.

Phone: 305-238-5194 ext. 2281

[Transition to Kindergarten Website](#)